

# Camlock Couplings



## 1 - 3A

MALE ADAPTOR  
TO  
FEMALE B.S.P.

SIZE									
INS	¾	1	1¼	1½	2	2½	3	4	
MM	19	25	32	38	51	64	76	100	



## 20-3D

FEMALE COUPLER  
TO  
FEMALE B.S.P.

SIZE									
INS	¾	1	1¼	1½	2	2½	3	4	
MM	19	25	32	38	51	64	76	100	



## 2-4B

DUST CAP


SIZE									
INS	¾	1	1¼	1½	2	2½	3	4	
MM	19	25	32	38	51	64	76	100	



## 4-3MM

DOUBLE MALE  
ADAPTOR

SIZE									
INS	¾	1	1¼	1½	2	2½	3	4	
MM	19	25	32	38	51	64	76	100	



## T.T.B.

THREADED  
HOSE TAIL  
BEND

SIZE									
INS	¾	1	1¼	1½	2	2½	3	4	
MM	19	25	32	38	51	64	76	100	



## R.N.

Reducing Nipple


SIZE				
INS	4 × 3	3 × 2½	2½ × 2	
MM	100 × 76	76 × 64	64 × 51	



## 3-3B

FEMALE COUPLER  
TO  
MALE B.S.P.

SIZE									
INS	¾	1	1¼	1½	2	2½	3	4	
MM	19	25	32	38	51	64	76	100	



## 22-3E

MALE ADAPTOR  
TO  
HOSE TAIL

SIZE									
INS	¾	1	1¼	1½	2	2½	3	4	
MM	19	25	32	38	51	64	76	100	



## 2-4B (L)

DUST CAP  
LOCKING

SIZE				
INS	2	2½	3	4
MM	55	64	76	100




## 4-3MM (R)

DOUBLE MALE  
ADAPTOR

**Reducing**


SIZE			
INS	4 × 3	3 × 2½	3 × 2
MM	100 × 76	76 × 64	74 × 51



## H-S

Hex Socket

SIZE									
INS	1	1¼	1½	2	2½	3	4		
MM	25	32	38	51	64	76	100		




## R.B.

Reducing Bush

SIZE			
INS	4 × 3	4 × 2½	4 × 2
MM	100 × 76	100 × 64	100 × 51
	3 × 2½	3 × 2	3 × 1½
	76 × 64	76 × 51	76 × 38
	2½ × 2	2½ × 1¼	2½ × 1½
	64 × 51	64 × 38	64 × 32

# Camlock Couplings



## 9-3C

FEMALE COUPLER  
TO  
HOSE TAIL

SIZE									
INS	¾	1	1¼	1½	2	2½	3	4	
MM	19	25	32	38	51	64	76	100	



## 22-3E (R)

MALE ADAPTOR  
TO HOSE TAIL

**Reducing**

SIZE			
INS	4 × 3	3 × 2½	3 × 2
MM	100 × 76	76 × 64	76 × 51



## 8-4A

DUST PLUG


SIZE									
INS	¾	1	1¼	1½	2	2½	3	4	
MM	19	25	32	38	51	64	76	100	



## T.T.S.

THREADED  
HOSE TAIL  
STRAIGHT

SIZE									
INS	¾	1	1¼	1½	2	2½	3	4	
MM	19	25	32	38	51	64	76	100	



## R.S.

Reducing Socket

SIZE			
INS	4 × 3	3 × 2½	2½ × 2
MM	100 × 76	76 × 64	64 × 51
	2 × 1½		
	51 × 38		



## 9-3C (R)

FEMALE COUPLER  
TO HOSE TAIL

**Reducing**


SIZE			
INS	4 × 3	3 × 2½	3 × 2
MM	100 × 76	76 × 64	76 × 51



## 10-3F

MALE ADAPTOR  
TO MALE B.S.P.

SIZE									
INS	¾	1	1¼	1½	2	2½	3	4	
MM	19	25	32	38	51	64	76	100	



## D.H.T.

DOUBLE  
HOSE TAIL

SIZE									
INS	¾	1	1¼	1½	2	2½	3	4	
MM	19	25	32	38	51	64	76	100	



## T.T.S. (R)

THREADED  
HOSE TAIL  
STRAIGHT

**Reducing**

SIZE			
INS	4 × 3	3 × 2½	2½ × 2
MM	100 × 76	76 × 64	64 × 51
	2 × 1½	1½ × 1¼	1¼ × 1
	51 × 38	38 × 32	32 × 25



## H-N

Hex Nipple

SIZE				
INS	2	2½	3	4
MM	51	64	76	100