



Metal Ducting Components



STRAIGHT DUCTING

Delivered galvanised for joining with speedLOCK® rings. Can be manufactured to special order in other gauges, materials and dimensions than those specified.



BENDS

Delivered galvanised for joining with speedLOCK® rings. Individual segments are available. Can be manufactured to special order in other gauges, materials and radii than those specified.



BLAST GATES

Standard Blast Gate, Blast Gate Sealed, Blast Gate Flex Connection, Overhead Blast Gate.



TELESCOPIC DUCTING

Telescopic ducting sections have been specifically manufactured to further simplify ducting installation and to reduce off-cut wastage.



HEAVY WALL DUCTING

speedLOCK 2mm heavy wall ducting is specially fabricated for use where high-wear or high vacuum situations are encountered. It components are supplied ex stock in a grey finish and are of a fully-welded construction.



PNEUMATIC BLASTGATE

speedLOCK Ducting have designed a range of very high quality/low cost pneumatic dampers. Quite simply when an operator switches off a machine the damper closes automatically. When another machine is switched on the damper on duct work serv-



THROTTLE VALVES

Valves can be fitted with pneumatic or electric actuators for remote operation.



DIVERTER VALVES

Valves can be fitted with pneumatic or electric actuators for remote operation. Diverter valves can be manufactured in Stainless Steel.



AIR VENTS

Designed for those applications where you need to bleed in some air to ducting.



JOINING LOCK RINGS

Lever Lock Ring, Standard Lock Ring, Heavy Lock Ring, and Wide Lock Ring. Zinc plated or galvanised.



DUCTING SILENCERS

Required where noise emissions exceed legal limits. Typically installed where a reduction in sound output is necessary, often at the inlet or discharge of a fan.



KITCHEN DUCTING

Heavier construction than standard speedLOCK ducting, it is 1.2mm galvanised duct with a fully laser welded seam, and is intended for use in kitchen/cooking extraction applications, where an improved fire rating is required.



FLANGES

Normally supplied manufactured from galvanised flat bar. Can be supplied as angle flanges to order. Other finishes including stainless steel available.



SUPPORT BRACKETS

Hanging Brackets - are supplied, in two halves without legs. Wall Bracket Legs - are supplied separately for fitting to hanging brackets. They are used for supporting duct sections from walls, purlins, beams, etc.



ROTARY VALVES

speedLOCK® Rotary Valves are supplied in three categories: GENERAL PURPOSE VALVES, HIGH THROUGH-PUT VALVES and HIGH PRESSURE VALVES. Dimension sheets and specifications are available for all rotary valves.



GENERAL PURPOSE ROTARY VALVES

The speedLOCK rotary valve, type SP, has 6 rotor blades with hard-wearing rubber vanes, which are bolted to the rotor. The rotor is divided from the rotor housing by rubber packing's, and the shaft is suspended by a bearing and direct coupled to the geared motor.



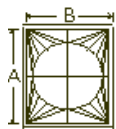
HIGH PRESSURE ROTARY VALVES

Manufactured in cast iron these valves are designed for discharge of physically difficult material. Available in two sizes 250mm and 350mm diameter throat opening this valve can be supplied in low, medium and high-pressure configuration.



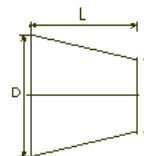
PNEUMATIC CONVEYING SYSTEM

The speedLOCK® Pneumatic System Ducting, (made with fully-rolled edges) is specially made for quick, tight and smooth assembly which ensures high transport capacity and careful transport. System incorporates a full range of high pressure fans, rotary valves, injectors, all joined with lock rings for quick and easy assembly/disassembly.



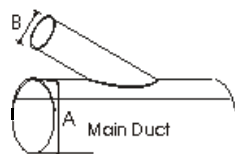
SQUARE-ROUND

Specify if speedLOCK bead required on both ends or if flanges or straight sections are required. All size configurations available



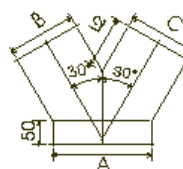
REDUCING CONES

Specify if speedLOCK bead required on both ends or if flanges or straight sections are required. All size configurations available



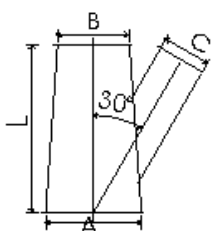
DUCT ENTRIES

Specify main duct and branch diameter e.g. Duct 400mm. Branch 150mm.



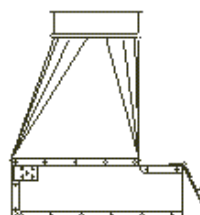
"Y"-PIECES

Normally delivered galvanised for joining with speedLOCK rings. Can be manufactured to special order in other gauges, materials and dimensions than those specified.



BRANCH PIECES

Normally delivered galvanised for joining with speedLOCK rings. Can be manufactured to special order in other gauges, materials and dimensions than those specified.



FLOOR SWEEPS

Floor Sweeps available to suit connection to duct sizes.